

Pioneer Public school (2021-2022)

Date-15/05/2021

Day- Saturday

*Class-3rd

*Subject- maths

Ch- 3(ex-3) Q no- 1

,2,3,4,5,6,7,8 do in book

*Sub- GK

Lesson -6 book work do in book

Chapter-4(Punctuations)

Do in your Grammar book.

Chapter-2(Parts of Computer)



Dear students read the chapter

~~28/12/21~~
15/5/21

Saturday

CLASS → III
Sub → Maths

Do in book

 **Exercise-3** 

1. Write the Roman numerals for the following:

- | | | | |
|--------|---------|--------|--------|
| (a) 34 | XXXIV | (b) 6 | VI |
| (c) 38 | XXXVIII | (d) 28 | XXVIII |
| (e) 33 | XXXIII | (f) 39 | XXXIX |
| (g) 12 | XII | (h) 8 | VIII |
| (i) 26 | XXVI | (j) 14 | XIV |



2. Write the Hindu-Arabic numerals for the following:

- | | | | |
|-----------|----|------------|----|
| (a) XX | 20 | (b) XXXVI | 36 |
| (c) XIII | 13 | (d) XXVIII | 28 |
| (e) XXIX | 29 | (f) XIX | 19 |
| (g) XVIII | 18 | (h) IX | 9 |
| (i) XXVI | 26 | (j) XVI | 16 |



3. Fill in the placeholders with '>', '<' or '=':

- | | | | | | |
|----------|---|----|----------|---|----|
| (a) XXXV | > | 34 | (b) XIX | = | 19 |
| (c) XXIX | = | 29 | (d) XXVI | > | 24 |
| (e) XI | > | 9 | (f) X | < | 11 |

4. Which of the following are meaningless?

- | | | | |
|----------|----|----------|-------------|
| (a) XIII | 13 | (b) VX | meaningless |
| (c) XIX | 19 | (d) IXVI | meaningless |
| (e) XV | 15 | (f) VV | meaningless |
| (g) XIV | 14 | (h) XX | 20 |

5. Solve and write the answers in Roman numerals:

- | | | | |
|-----------------|--------------------|---------------|------------------|
| (a) VII + XVIII | 7 + 18 = 25 = XXV | (b) XI - V | 11 - 5 = 6 = VI |
| (c) XVI - VIII | 16 - 8 = 8 = VIII | (d) XXX - XXI | 30 - 21 = 9 = IX |
| (e) XIX + XI | 19 + 11 = 30 = XXX | (f) VI - IV | 6 - 4 = 2 = II |

Date
15/5/21

Class - III
Subj - GK
L 6

Day - Friday

6 Smart Gadgets

Do in Book

Gadget is a small device or machine which is used for a particular purpose. Due to the developed science and technology, various modern gadgets have been invented which make our lives simpler.

Some pictures of modern gadgets are given here. Recognize them and write their names below their pictures with the help of the clue corner :



1 Smart watch



2 Digital camera



3 Smart phone



4 Tablet



5 i-pod
Web Cam.



6 Web cam.

Info ZONE

The T-mobile G1 is known as the first Android-powered phone.

Clue Corner

Smart phone, Digital camera, Web cam, Tablet, Smart watch, i-pod

A. Use full stop, comma, apostrophe, question mark or inverted commas whatever necessary to complete the following sentences.

1. Tilak said, "Independence is my birthright".
2. Is it your new bicycle ?
3. Ram's book is new and costly.
4. Simpu, Lucky and I have read Mahatma Gandhi's biography .
5. When will you have your lunch ?
6. They went to Shimla, Darjeeling, Ooty and Mussoorie in summer vacation .

Let us Know

- Computer Hardware - Input and output devices, CPU, memory and storage devices.
- Computer Software - Operating system software and application software.

The computer has many parts. We can categorize them as hardware and software.

Those parts of the computer, which we can see, touch and hold in our hands are called hardware.

Software are those parts of the computer, which we cannot touch or hold.

Computer Hardware

The hardware parts of the computer can be put into four major categories - Input devices, Output devices, CPU and Memory & Storage devices.

Input Devices

Input means to enter data into the computer, are know as input devices. Keyboard, mouse, joystick, webcam, microphone and scanner are some common input devices,



Computer-3



6. The value of 38 is :

- (a) XXXVIII
(c) XXXV



- (b) XXVII
(d) XXV

7. The value of 24 is :


- (a) XXIV
(c) XIX



- (b) XXV
(d) XX

8. The value of 20 is :

- (a) XX
(c) XVI



- (b) XIX
(d) XV

Math Lab Activity

Understanding the concept of Roman Numerals :

The Hindu-Arabic numeral system is based on place value while the Roman system uses combination of symbols to depict a number.

Material Required : Some coloured blank cards. Write Hindu-Arabic numerals on some cards and on some cards. Write corresponding Roman numerals.

Procedure :

1. Pick up some students from the class.
2. Divide the students into two groups.
3. Give one set of cards to one group and other set of cards to another group.
4. Now you will call one number students holding card for that number (Arabic numerals and Roman number), they will come in front of the class.

In this way, other students will recognize the symbol of Roman number for Hindu-Arabic numerals.

You can repeat the activity as many times as you can till the concept gets cleared to the students.